
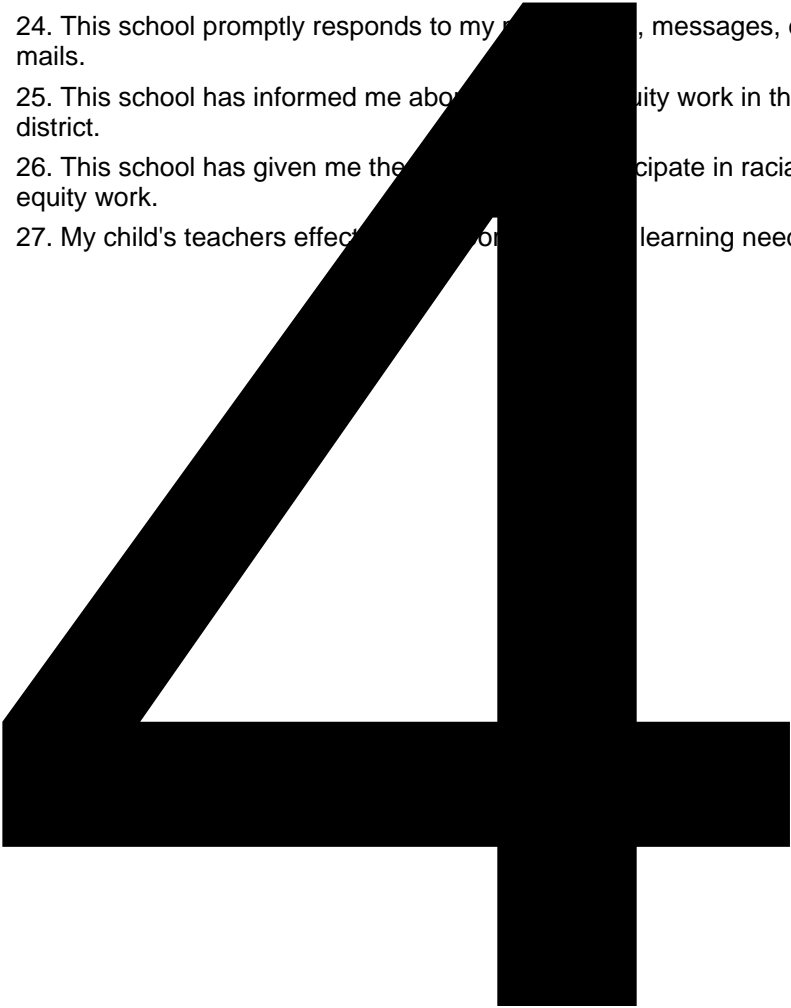


Agree or Disagree Questions

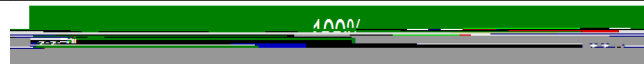
		% Agree	% Agree HU	% Agree not HU	% Agree PK-5	9-12
21. This school keeps me well-informed about my child's/children's progress in school.		100% (4)	100% (1)	100% (3)		100% (3)
22. This school has a welcoming front office.		50% (4)	0% (1)	67% (3)		67% (3)
23. This school has someone I can contact if I have questions or concerns.		100% (4)	100% (1)	100% (3)		100% (3)
24. This school promptly responds to my phone calls, messages, or e-mails.		100% (4)	100% (1)	100% (3)		100% (3)
25. This school has informed me about community work in the district.		50% (4)	0% (1)	67% (3)		67% (3)
26. This school has given me the opportunity to participate in racial equity work.		75% (4)	100% (1)	67% (3)		67% (3)
27. My child's teachers effectively address their students' learning needs.		100% (4)	100% (1)	100% (3)		100% (3)



Too Little, Too Much Questions

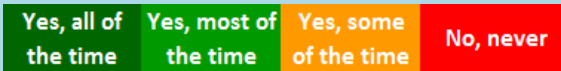


51. How much emphasis does this school place on standardized testing?



% About the Right Amount	% About the Right Amount HU	% About the Right Amount not	% About the Right Amount PK-5	% About the Right Amount 6-8	% About the Right Amount 9-12
100% (4)	100% (1)	100% (3)		100% (1)	100% (3)

Yes / No Question



50. Does your child get enough physical activity at school (including physical education and recess)?



% Yes Most - All of the Time	% Yes Most - All of the Time HU	% Yes Most - All of the Time not HU	% Yes Most - All of the Time PK-5	% Yes Most - All of the Time 6-8	% Yes Most - All of the Time 9-12
0% (4)	0% (1)	0% (3)		0% (1)	0% (3)

~~53. My school communicates with me in my preferred language.~~



% About the Right Amount	% About the Right Amount HU	% About the Right Amount not	% About the Right Amount PK-5	% About the Right Amount 6-8	% About the Right Amount 9-12
100% (4)	100% (1)	100% (3)		100% (1)	100% (3)

Notes: In the first table, the "% Agree" columns combine "Strongly Agree" and "Agree" responses. In the second table, the "% Less Problem" columns combine "Not a Problem" and "Small Problem" responses. In the Yes/No table, the "% Yes Most - All of the time" columns combine "Yes, all of the time" and "Yes, most of the time" responses.

Historically underserved (HU) includes parents who select any of the following races/ethnicities/ancestry: Black, Latino/Hispanic, Native American, or Pacific Islander.